



### Greater St. John AME Church Website – PayPal

This document will guide you on how to complete payment process paying tithes & offering/donations in PayPal. PayPal is a secured online payment system that is protects personal information from online fraud. On the URL of your browser of Pay Pal, has a green lock next to site like the image below. This means PayPal site 100% safe.



In PayPal you have two options to complete your payment You can use your credit card or debit card or login to your PayPal account, login with your email and password. PayPal will send a confirmation email when the payment is complete. This is for users with or without a PayPal account.

1. Open your browser (Internet Explorer, Mozilla Firefox, Google Chrome) on the URL type [www.greaterstjohnamechurch.org](http://www.greaterstjohnamechurch.org). On the Greater St. John AME church website click **Tithes & Offering online** link.



2. In the Tithes & Offering online site click the **Stop sign**. Please make sure you entered your **offering information and click submit before going further**. The stop sign will take you to Greater St. John AME church tithes and offering form. Where you will fill out required information.



**Please make sure you entered your offering information AND CLICK SUBMIT, before going further.**

Please Submit Your Offering Information, above, before clicking on the DONATE button below. The Offering Information will insure you get credited properly for your offering.


Then Click on **DONATE** to be transferred to **PAYPAL** to enter your credit/debit card information.

## **PAYMENT**

3. In the St. John AME church tithes and offering form fill the required information with the red asterisk \* next to **today's date, Status, Name, Email, and Address, Class Leader and Class Number**. Fill out rest of the information as much as you can. If you need to upload an image file, click browse upload file or image.

# GREATER ST. JOHN AME CHURCH

## TITHES AND OFFERING FORM

**Today's Date \***  -  -  

Month Day Year

**Current Time**  :

Hour Minutes AM

**Status \***

Member  
 Non-Member  
 Out-of-Town Student  
 Out-of-Town Member

**Name \***

First Name Last Name

**Email \***

ex: myname@example.com

**Address \***

Street Address

Street Address Line 2

4. In the Tithes/Offering/Donations select the type of payment. Example to pay Church school click blank field next to church school and type the amount you are going to pay. The amount fill automatically to the calculation field. For important information type your information comments, notes to class leader, or notes to the pastor.

# TITHES/OFFERING/DONATIONS

**Donation**

ex: 23

**Tithes**

ex: 23

**Regular Offering**

ex: 23

**Lay Ministry**

ex: 23

**Church School**

ex: 23

**Benevolent**

ex: 23

**Missionary**

ex: 23

**YPD**

ex: 23

**Building Fund**

ex: 23

**Son's of Allen**

ex: 23

**Other Designation  
(describe)**

**Other Designation  
Amount**

ex: 23

**Calculation**

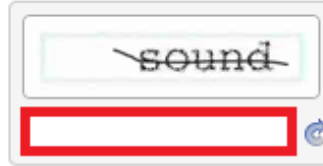
0

0 USD

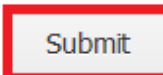
Tithes, Offering, Donations

5. Enter the message as it's shown. This is required in order to complete your payment. After you type the message click submit.

Enter the message as it's shown \*



A CAPTCHA box containing the word "sound" in a distorted font. Below the word is a red rectangular input field. To the right of the input field is a circular refresh icon.



A rectangular button with the text "Submit" in the center. The button has a red border.

6. Once the payment is complete St. John AME church tithes and offering form will redirect you to the PayPal website. For users that do not have a PayPal account click the continue link under don't have a PayPal account. For users that have a PayPal account log in with your username and password under log in to PayPal.

## Greater Saint John AME Church

Tithes, Offering, Donations

Total: \$10.00 USD

Donate quickly with PayPal



PayPal securely processes donations for Greater Saint John AME Church. You can complete your payment with just a few clicks.

login

Why use PayPal?

- It's easy to send money and shop online
- You can donate without sharing your financial information
- Over 50,000 online merchants accept PayPal

Don't have a PayPal account?

Use your credit card or bank account (where available). [Continue](#)



LOG IN TO PAYPAL

Log In

7. For users that do not have PayPal account fill out important information. Click review donation and continue button. Review your information and click the submit button. Once you submit your payment the process is complete. PayPal will send you an email confirmation.

### Pay with Credit Card or Log In





Continue

Country:

First Name:

Last Name:

Credit Card Number:

Payment type:    

Expiration Date:  /  CSC:  [What's this?](#)

Billing Address Line 1:

Billing Address Line 2:   
(optional)

City:

State:

ZIP code:

Home Telephone:   
555-555-1234

Email:

8. For users that have PayPal account log into PayPal with username and password. Your Credit/Debit card information will automatically display. Click Pay now button. The process is complete. PayPal will send an email confirmation.

**Note: The process of transferring your money from your bank account to PayPal will take 3-4 days.**

